QUICK·STEP®

FLOOR DESIGNERS

2022 - 2023

ALPHA VINYL

The strong, silent type

New: Medium Tiles

Soft tranquillity and other top trends

LET’S FIND THE PERFECT MATCH

Your lifestyle, your floor

Carefree living starts in a home with high-performance floors. From mud trails after a refreshing walk with the dog, or wine stains after an epic party with friends: your Alpha Vinyl floor is made to withstand the impact of life. Go for the authentic look of wood and natural stone, and add beauty and ease to your life with stylish, high-performance floors. With an exceptionally strong core and top layer, you'll always enjoy great stain, scratch and impact resistance.

Perfectly suited to your renovation

Redesigning a house or apartment? Placing an Alpha Vinyl floor on an existing surface is easy as pie, whether it's perfectly flat or fairly irregular. Take your pick of a wide range of colours and styles and unleash your creativity.

READY TO FIND THE PERFECT MATCH?
START BROWSING!

CONTENT

Start exploring

RIGID HIGH-PERFORMANCE FLOORS	P. 6
FIVE STEPS FOR A 100%-WATERTIGHT FINISH	P. 26
ON TOP OF THE TRENDS	P. 48
TOOLS TO HELP YOU CHOOSE	P. 62
TIPS & TRICKS	P. 64
COLLECTIONS	P. 80
ACCESSORIES	P. 92

Observe true craftsmanship

P. 16

Find out how we develop vinyl that looks natural and beautiful by working with artisans who create original designs by hand.

Make a splash!

P. 20

Alpha Vinyl is a 100% waterproof floor with a watertight click system. We'll guide you through all the steps for the perfect watertight finish of your floor.

What's trending?

P. 48

Bring peace and tranquillity back to your home with three trends that inspired our Alpha Vinyl collection. Create an ambiance of serenity in your house using soft colours, nature elements or darker wabi-sabi themes.

NATURAL LOOK & FEEL
VINYL

WATERTIGHT
HYDROSEAL

IMPACT RESISTANT
ULTRA STRONG

EASY TO INSTALL
UNICLIC

ALPHA VINYL

Rigid high-performance floors

AVMP40236

AVMP40079

Let down your guard

At home, you want to be yourself. That includes the freedom of a clumsy moment once in a while. No need to stress: with Alpha Vinyl's ultra-strong core and unique top layer, your floor is protected against scratches and stains. Even falling objects won't leave indentations on the floor.

The strong, silent type

ALPHA VINYL: RIGID HIGH-PERFORMANCE FLOORS

When you're living life to the fullest, you want a floor that can take a beating. With the Scratch & Stain Guard technology, spilled wine or toy cars won't leave marks on your floor. Your Alpha Vinyl floor has a strong core too, so falling objects won't leave traces.

Start designing your dream rooms with a floor that looks natural and feels soft. It's even watertight and sound absorbing. Ready for some zen?

TILES

AVST40232

Water?
Whatever!

Alpha Vinyl is 100% waterproof. Our watertight click system stops spilled liquids from seeping through the joints, giving mould no chance – even in moisture-prone rooms like the bathroom and kitchen.

You deserve a floor that suits your energetic lifestyle. We made its core ultra strong, so it's ready for any kind of situation. It can take a gaggle of enthusiastic kids, as well as multitasking parents dropping whatever is in their hands. Count on the ultra-resistant top layer of Alpha Vinyl flooring for improved stain and scratch toughness.

Bigger tiles are trending. With our Medium Tiles collection, you can easily add a touch of spaciousness and luxury to your rooms.

The colour and design of the planks continue throughout the bevel, for a perfectly unified floor.

Renovating just got easier

Not exactly a DIYer? No worries. Installing Alpha Vinyl is a piece of cake thanks to its patented Uniclic system. Generally, it's simply click and go! Because of the strength of Alpha Vinyl, in most cases you don't need to prepare your subfloor. They are ready to be installed in any home. Because of this, they are a great choice for renovation projects.

Pushing the limits to create enduring beauty

We want your Alpha Vinyl to look natural and beautiful. Creating a vinyl board with a nice structure is challenging, but we've managed to create a perfectly brushed surface and natural bevel based on quality originals that we carefully selected. The search for the perfect original is of the utmost importance!

THE ALPHA VINYL STORY

In addition to planks, we know you also like beautiful tile floors. Material wise, you can choose from a lot of variations based on a concrete look in a wide range of colours. To design that perfect concrete look for our tiles, we teamed up with craftsmen from countries all over the world, such as Italy. The Coral rock tile is a perfect example of their work: it's a beautiful-looking soft concrete design based on handmade originals in fresh beige & pink.



Large tiles and concrete surfaces are trending in rooms that can get wet, like the bathroom and the kitchen. That's why Alpha Vinyl is 100% watertight across the entire installed floor. Get ready for carefree living.

AVMP40200 - AVMT40234

Liquids allowed

In a home filled with life, there's bound to be a few accidents – from wet shoes in the entrance hall and spilled coffee to kids having a bit too much fun with water in your bathroom. That's why Alpha Vinyl has a watertight click system. No water seeping through the joints, no mould resulting from spilled water.

AVMP40103

SMALL PLANKS

AVSP40278

WATERTIGHT HYDROSEAL

Truly watertight

Spilled some water? Don't dread raised edges or swelling flooring planks. The 100%-synthetic materials of Alpha Vinyl withstand all liquids. On top of that, the watertight Hydroseal technology, in combination with the Uniclic system, fully closes the joints, making the floor surface entirely watertight and prevents dirt and bacteria from settling.

Get ready to make your dreams a reality in your favourite rooms – even in challenging areas such as the bathroom, kitchen, and entrance hall!

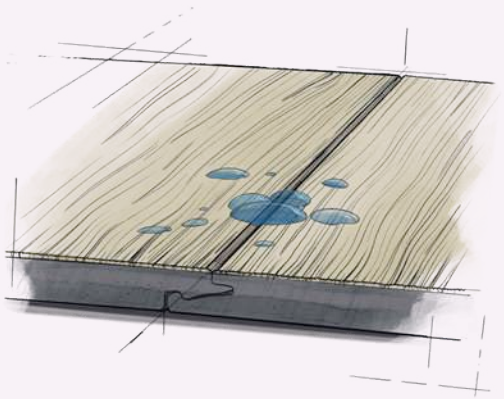

Easy to clean

Give your floor a brand-new look with Quick-Step Cleaning product. Some regular cleaning is enough to preserve their original appearance for years to come

SHOPPING LIST

Everything you need to create the bathroom of your dreams.

INSTALLATION

- HEAT UNDERLAY
- ADHESIVE TAPE
- INSTALLATION SET

FINISHING

- PAINTABLE WATERPROOF SKIRTING - SMALL
- INCIZO PROFILE
- INCIZO ALUMINIUM SUBPROFILE FOR STAIRS
- ONE4ALL GLUE
- INCIZO PROFILE
- HYDROKIT

MAINTENANCE

- CLEANING PRODUCT 2.5 L
- CLEANING KIT

AVMP40103

Your 100%-watertight finish in five easy steps

Creating a watertight finish is super easy. Follow the steps on the right for Alpha Vinyl that's ready for splashes, moisture, and all the bathroom fun your kids could ever want. It can take a good cleaning too, with water and our Quick-Step Cleaning product!

EXPLORE OUR COLOUR-MATCHED, PAINTABLE AND WHITE SKIRTINGS ON P. 93

STEP 1

Install your underlay

Choose the underlay that's most suitable for your floor on page 92.

STEP 2

Install your Alpha Vinyl floor

Provide an 8 mm expansion joint between walls and floor.

STEP 3

Add Foamstrip

Install a Foamstrip between the wall and your floor.

STEP 4

Add Hydrokit

Apply the Hydrokit on top of the Foamstrip.

STEP 5

Install your colour-matched skirting

Time to enjoy your brand-new floor!

Relax - we've got you covered

FROM INSTALLATION TO FINISH: IT'S ALL SMOOTH SAILING

1.
Pick the floor of your dreams

Whatever your project, we've got a floor that suits your needs perfectly.

2.
Effortless installation

Your floors will be placed in no time with a combination of Quick-Step's Uniclic system, the right underlay and the proper installation tools.

uniclic®
PATENTED TECHNOLOGY

3.
The perfect finish

Add some style with skirtings and profiles that match the colour of your floor. Or, finish up with paintable skirtings.

4.
Worry-free maintenance

Get the best out of your vinyl floors with Quick-Step cleaning products. They ensure that every surface is thoroughly cleaned, resulting in floors that look brand new for years to come.

BROWSE THROUGH OUR ACCESSORIES ON P. 92

AVMT40232 - AVMP40204

MEDIUM PLANKS

AVMP40238

Add nature to your interior

We know you love the look of wood and tiles. That's why Alpha Vinyl decors look just as natural as the real thing. Thanks to a unique bevel technique, the beautiful design of Alpha Vinyl runs all the way into the joints. In combination with the extra matt top layer with surface structure, Alpha Vinyl looks as natural as can be.

AVMP40236

SMALL PLANKS — AVSP40038

AVST40232

Your floor in one, two, three

You don't have to be a jack of all trades to install Alpha Vinyl. In most cases, it's just click and go with zero preparation required, thanks to its patented Uniclic system.

Did you know that you can install our vinyl on any surface? Because of the strength of Alpha Vinyl, in most cases you don't need to prepare your subfloor. They are ready to be installed in any home. If you're renovating, these thin planks will simplify your flooring plans.

Creating your perfect kitchen

Quick-Step floors are perfectly suited for renovation projects like this kitchen. In most cases, it's not even necessary to remove an existing tiled floor. Easy peasy.

SHOPPING LIST

Everything you need for your dream kitchen.

INSTALLATION

- COMFORT UNDERLAY
- ADHESIVE TAPE
- INSTALLATION SET

FINISHING

- STANDARD SKIRTING
- INCIZO PROFILE
- ONE4ALL GLUE
- FOAMSTRIP
- HYDROKIT

MAINTENANCE

- CLEANING PRODUCT 2.5 L
- CLEANING KIT

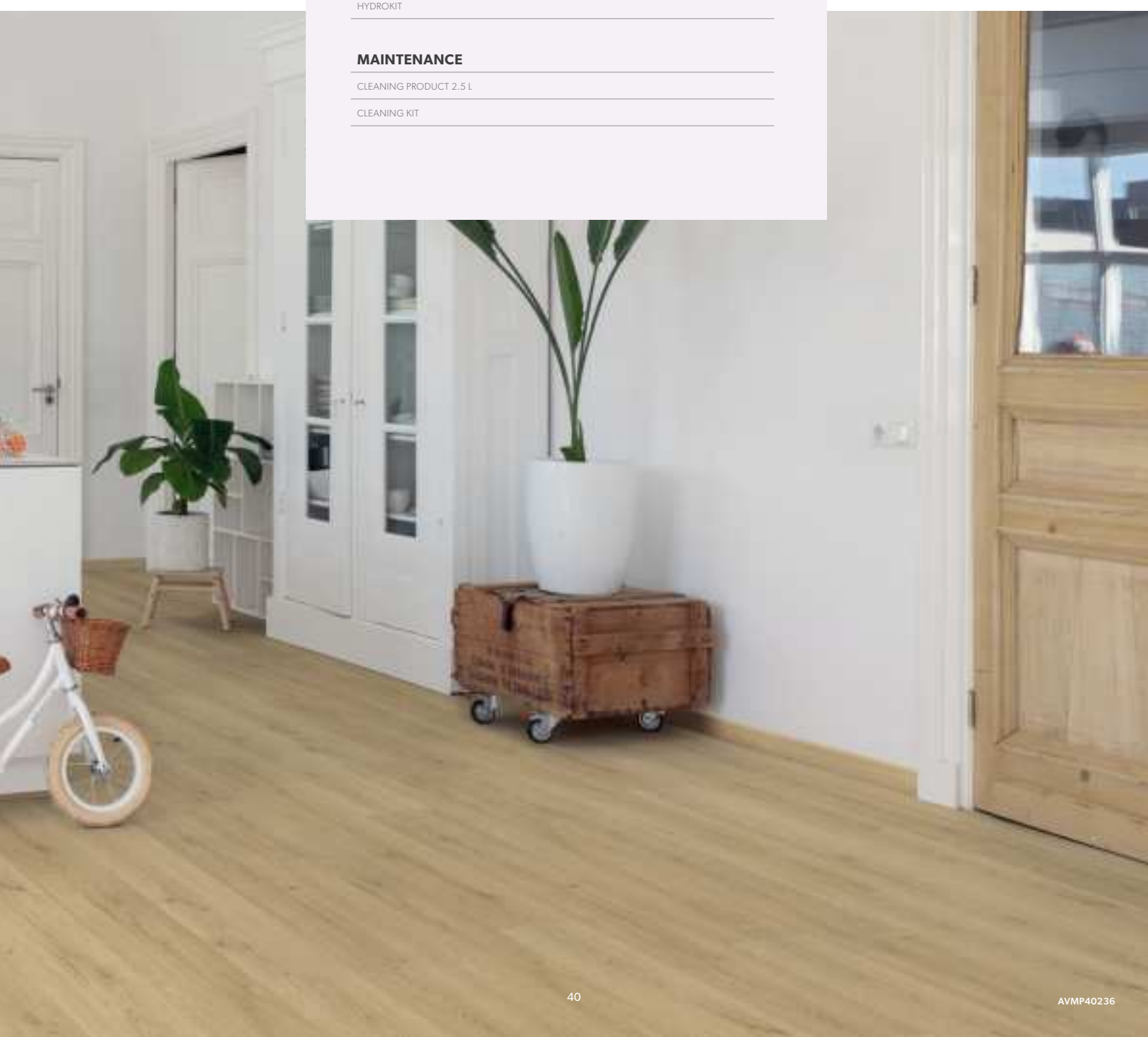

No telegraphing, no stress

Concerned about your old tile floor causing visible impressions or contours to show on your new Alpha Vinyl? Relax. If you install your new floor properly and use the right underlay, you should see no impressions of the old one. No one will even know it's there!

Check out our installation instructions on quickstep.com

Before

After

AVMP40236

MEDIUM PLANKS — AVMP40236

SMALL PLANKS

AVSP40280

Level up with Alpha Vinyl for stairs

Thinking of giving your stairs a makeover too? Our Alpha Vinyl is ideal for staircases. With our durable vinyl tread cover, you'll have it done in no time. When it comes to cleaning, simply use our regular maintenance products.

Go for the perfect finish with Stair Covers

Creating an elegant staircase that matches the rest of your interior is straightforward with our Vinyl Stair Covers. You can match them with the design of your floor, and they are scratch and wear resistant, waterproof, easy to clean and easily installed. It's without a doubt the most efficient way to renovate. Stair Covers are available in Medium Planks and Small Planks (not for Alpha Vinyl tiles).

A heart for your home and our planet

We all love natural beauty. The only way to continue to enjoy the beautiful things our planet has to offer is to treat it with respect. That's why our flooring products not only look good, but are as hard-wearing and sustainable as possible. Together, we can reduce our ecological footprint, from the production of your flooring to the end of its life.

Clean indoor air

Most of your life takes place indoors, which is why the air quality in your home is so vitally important. Many factors have an effect on it: ventilation, candles, cleaning agents, and even the materials used in your interior, such as the flooring. That is why we minimise our emissions of harmful substances and have reduced them to **50 times lower than the European standard**. What's more, you don't need any aggressive cleaning products to keep your vinyl flooring clean. All you need is lukewarm water and, if necessary, some Quick-Step Cleaning product.

The following labels demonstrate that your flooring complies with the strictest environmental and health standards:

The highest guarantee for the air quality in your home.

International building classification programme for low-emission products.

The proof that our flooring products do not release toxic substances and are odourless.

This SCS label shows that your flooring meets low-emission product requirements.

Consciously selected materials

We manufacture your vinyl flooring in Belgium, in the heart of Europe. The raw materials come mainly from neighbouring countries. Vinyl flooring can contain up to 40% **chalk**, a material that is and will remain available in abundance. Another quarter of our vinyl is made from **recycled PVC** from our own production waste. Only one quarter is made from what is known as **'virgin' or new PVC**. The remaining ingredients – primarily **additives** – do not contain any harmful substances. The plasticizers we use to make your flooring flexible are the same as those used in children's toys and food packaging and are, therefore, **100% ortho-phthalate-free**.

Green production

We take every opportunity to make our production processes greener. For this reason, we joined the **European Energy Efficiency Programme**, which aims to implement as many energy-saving measures as possible and monitors all efforts from day to day. Furthermore, 70% of the heat we use in our production unit is generated from wood residues and dust from our nearby lamination site. This helps us to save 25,000 tonnes of fossil CO2 emissions per year.

Circular ecosystem

We recycle 99% of our own industrial waste through our internal production process. This means we do not burn or dump materials unnecessarily, and we create our own circular ecosystem.

Do you want to find out more about the sustainability of our flooring products? Read all about it on quickstep.com

On top of the trends

SOFT TRANQUILLITY

AUTHENTIC NATURE

DARK WABI-SABI

You're all about style. We get that. That's why we continuously add new floors to our collection, following the latest trends in colours and patterns for our designs. For our Alpha Vinyl collection, we took inspiration from three trends that bring peace and tranquillity back to your home.

Soft tranquillity

Home. It's where you take a break, unwind, and retreat from the hectic outside world. Creating a harmonious setting to come home to isn't difficult at all. Light, neutral colours and tactile, hand-made materials are great ways to achieve tranquillity. A combination of soft textures and colours allows you to recharge and face the next day with renewed energy.

Soft tranquillity also concerns the minimalism found in Japandi, a stylish trend combining Japanese and Scandinavian interior design. Natural materials such as light oak with little knots and subtle colour contrast inspire the calm of nature. A beautiful example is our Botanical beige oak. Quiet, light neutrals like whites, simple but stylish light greys and natural elements combine well. Or try our Small Planks in light colours and go for that premium touch.

The only rule? Embrace simple, but avoid boring. Don't hesitate to go for a detailed but soft brushed surface. Alternatively, pick a warmer, sandy tone with a touch of pink, like the tones featured in our Coral rock tile.

AVSP40277

AVST40232

MEDIUM PLANKS
AVMP40236

MEDIUM PLANKS AVMP40079

Authentic nature

Long walks in the forest, gardening, staycations at home among the local flora and fauna… Connecting with nature has never been more important than it is today. Bring some of that natural harmony into your home by incorporating brown tones in your interior. Where black invites contrast, brown supports other colours and helps them shine. Adding touches of green and brown, like our Autumn oak chocolate or Cinnamon rock floors, will create a cosy yet luxurious atmosphere in your home.

Surrounding yourself with nature also means accepting the beauty of imperfection. No lines in nature are straight, and every tiny element is unique. You can find a lot of that authenticity in our floors – take, for example, the small splits, cracks and beautiful knots of our Botanical smoked oak. Ready to fill your cocoon with natural elements?

SMALL PLANKS

AVSP40280

Dark wabi-sabi

The ancient Japanese aesthetic movement of wabi-sabi teaches us to see beauty in imperfection. Wabi-sabi revolves around asymmetry, geometric forms, robust unfinished materials and sleek shapes: a unique combination for any interior. Colourwise, upgrade your favourite rooms with earthy tones and vibrant greens. Another important facet of this movement is the focus on objects that add character or tell a story. Finally, rough materials like concrete, stone and wood can really make your rooms stand out.

Combining wabi-sabi and darker colours turns your home into a warm, luxurious place. Rough concrete surfaces, such as our Volcanic rock tile, add a touch of imperfection, inspiring balance, peace and tranquillity. Black and dark blue add a touch of mystery and exclusiveness. Not ready to go completely dark? Easily contrast dark elements with white or lighter-coloured surfaces and objects.

AVMP40202

AVMT40231


SMALL PLANKS
AVSP40279

AVMP40080

Tools to help you choose

FloorExplorer

With so many flooring options to choose from, making the right decision can be a challenge. Let our FloorExplorer guide you through a selection of floors that match your personal needs and style in just a few steps. Give it a try!

FIND A DEALER

quickstep.com

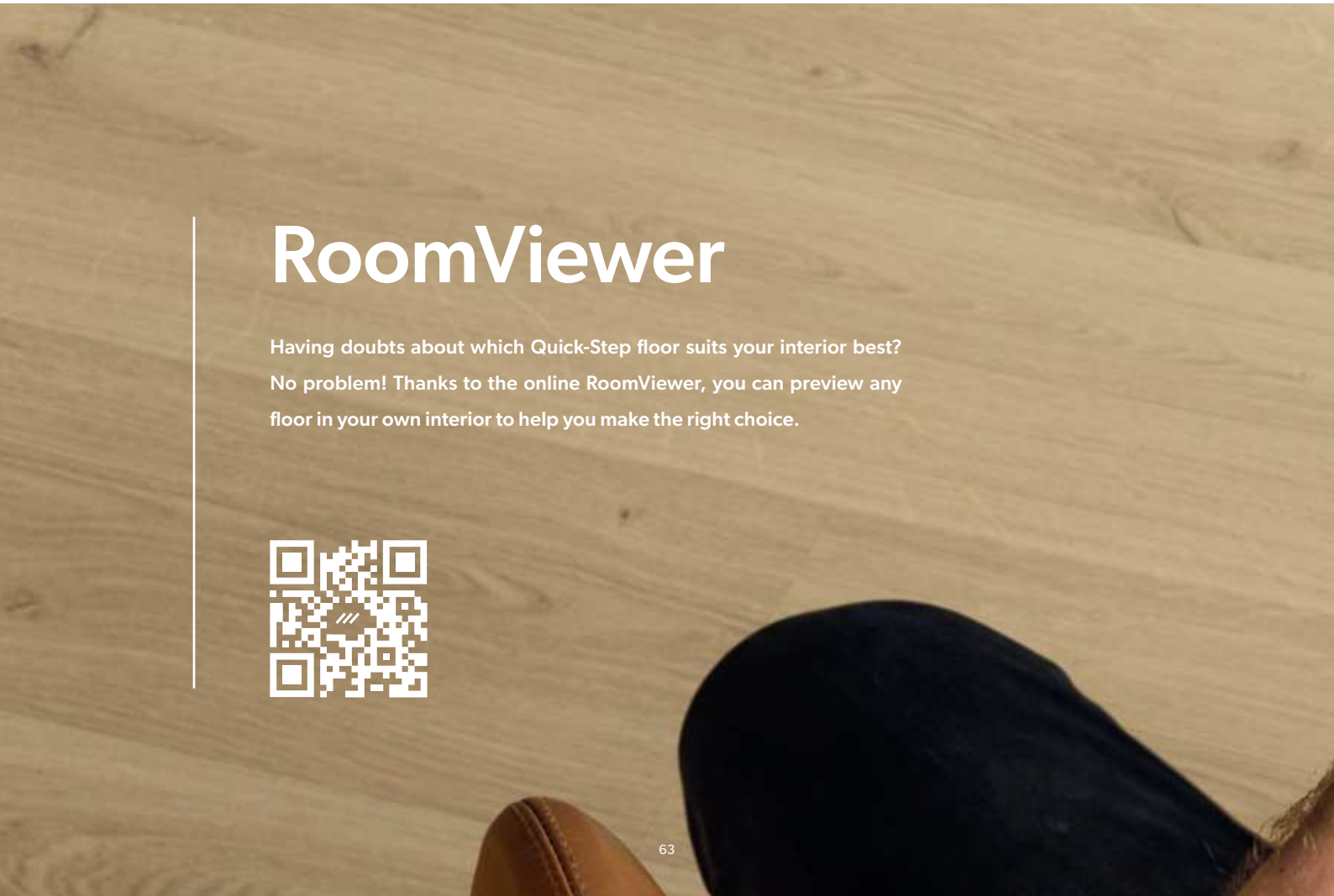

RoomViewer

Having doubts about which Quick-Step floor suits your interior best? No problem! Thanks to the online RoomViewer, you can preview any floor in your own interior to help you make the right choice.

Sample Service

Curious to see what your floor of choice would look and feel like in reality? Do you want to find out if it matches your furniture, wall colour, art ...? Order a floor sample on our website and see for yourself.

Shop online or offline

Made your decision? Visit your nearest Quick-Step dealer or order directly from our webstore. You can also choose to pick up your order at your local dealer.



Does size matter?

UNDOUBTEDLY YES!

MEDIUM TILES

AVMT40235

A simple rule to follow is to use large formats for large rooms to emphasise the spacious ambiance. For small or irregularly shaped rooms, small formats will match the proportions of the room better.

Find out what your favourite Alpha Vinyl floors would look like in your interior

SCAN THE QR CODE
TO ACCESS THE ROOMVIEWER

The icing on the cake

Matching skirtings

Go for a great look with Quick-Step's colour-matched skirtings for your floor.

PERFECTLY MATCHING COLOURS
Our skirtings flawlessly match the colour of every floor.

SCRATCH-RESISTANT TOP LAYER
Your skirtings are protected against the daily wear and tear.

QUICK-STEP WARRANTY
Skirtings come with the same warranty as your floor.

CHECK OUT ALL SKIRTINGS AND PROFILES ON P. 93

Paintable skirtings

Grab a can and paint your skirtings in a colour that suits your style, or simply leave them white. Do your skirtings need to withstand damp conditions, or do you want to be able to clean them with water? Make sure to choose waterproof skirtings.

MEDIUM PLANKS

AVMP40200

In which direction should

Guided by the light

The direction of your floor has a huge impact on a room's overall appearance and can be a tough nut to crack. As a general rule, lay your floor in the same direction as the main light source in a room and in the same line as the most frequently used entrance. If there are several doors and windows, then opt for the direction that's the easiest to install.

In narrow rooms

Installing your floor in a narrow room? Why not lay it horizontally! Planks laid width wise will make the surface appear wider, avoiding a boxed-in effect. To enhance this even further, avoid dark colours for your floor or walls, as these will make a narrow room look even narrower.

I install my floor?

In short rooms

If you're laying your floor in a short room, you'll want to add a sense of depth. Make the room look longer by installing your floor lengthwise. Want to increase the effect of lengthwise installation? Make sure to combine a light-coloured floor with darker walls: this will add even more depth to your room.

MASTER INSTALLERS AT YOUR SERVICE

Opt for professional installation by an accredited Quick-Step Master Installer. These experts are trained at the Quick-Step Academy, the most exclusive training centre in the flooring industry.

- Get the best end result with expert underlay selection and subfloor preparation.
- Make your floor stand out with advice on the correct installation direction.
- Enjoy a perfect finish: meticulously fitted skirtings, profiles and staircases.
- Expert quality at the right price.
- A lifetime warranty* after registration of the installation.

** The lifetime warranty lasts as long as the product warranty.*

More info on quickstep.com

AVMP40237

We've got the answers to all your questions

Why do I have to use an underlay?

Besides creating a level base for the installation of your new floor, an underlay also provides excellent acoustic insulation and reduces creaking noises. On top of that, the underlays are compatible with traditional underfloor heating and cooling, which you might opt for. Be sure to read the underfloor heating instructions before installation.

Do I really need expansion joints?

It's important to have expansion joints of 8 mm along all walls, around radiator pipes, etc. This way, the floor has enough space to contract and expand in case of shifts in temperature.

Expansion joints can be added under doors between rooms to separate them. Check our installation instructions to avoid tension and possible distortion of the floor.

Can I use Quick-Step Alpha Vinyl in combination with underfloor heating or cooling?

Alpha Vinyl flooring and underfloor heating are a good match. That's why it's extremely popular for both renovations and new buildings. All Quick-Step Alpha Vinyl floors can be combined with low-temperature underfloor heating or cooling.

If you plan to install underfloor heating or cooling, then our Heat underlay is an excellent choice.

How should I clean and maintain my Alpha Vinyl floor?

A floor gets dirty, there's no way around it. Luckily, Quick-Step floors are easy to maintain. With these tips, you'll be able to clean your floor in no time. All you'll need is your vacuum cleaner, the Quick-Step Cleaning kit, a bucket and Quick-Step Cleaning product.

1.
Vacuum your floor thoroughly or mop to make sure you got all the dust.

2.
Fill the bottle of your Quick-Step Cleaning kit with a small amount of Quick-Step Cleaning product and water. Fill a bucket with clean water for rinsing out your mop.

3.
Pull the lever to moisten your floor and start to mop. Rinse your mop in the bucket containing clean water and wring it out well. Then wipe your floor again until it sparkles. It will be clean before you know it.

PRO TIP:
Mop in the direction of your planks or tiles to avoid drying streaks.

PRO TIP:
Alpha Vinyl can also be cleaned with a steam cleaner.

MORE QUESTIONS? **quickstep.com**

INSTALLING THE RIGHT UNDERLAY HAS A MAJOR IMPACT ON THE FINAL LOOK, QUALITY AND ACOUSTICS OF YOUR FLOOR

When laying an Alpha Vinyl floor, choosing the right underlay is crucial. It's recommended in order to create a level base for the installation of your new floor. Furthermore, it provides much-needed acoustic and thermal insulation. Don't hesitate to combine your underlay with traditional underfloor heating. You can find installation instructions at quickstep.com.

FIND THE IDEAL UNDERLAY FOR YOUR FLOOR ON P. 92

QUICK·STEP

AVMP40238

Beauty comes in many sizes

PLANKS		DIMENSIONS
	MEDIUM PLANKS	1494 x 209 x 5 mm
	SMALL PLANKS	1251 x 189 x 5 mm

TILES		DIMENSIONS
	MEDIUM TILES	856 x 428 x 5 mm
	TILES	610 x 303 x 5 mm

GENUINE BEVEL

The bevel fits the character of the floor perfectly. The colour, design and structure of the plank are visible throughout the bevel.

CLASS 33: for commercial use.
Extra wear-resistant floors for areas with intensive usage.

BOX	BEVELS	CLASS	INSTALLATION	WARRANTY
6 planks = 1.873 m^2	4	CLASS 33	uniclic® PATENTED TECHNOLOGY	✓ 25 YEAR DOMESTIC USE
9 planks = 2.128 m^2	4	CLASS 33	uniclic® PATENTED TECHNOLOGY	✓ 25 YEAR DOMESTIC USE

BOX	BEVELS	CLASS	INSTALLATION	WARRANTY
6 tiles = 2.198 m^2	4	CLASS 33	uniclic® PATENTED TECHNOLOGY	✓ 25 YEAR DOMESTIC USE
10 tiles = 1.848 m^2	4	CLASS 33	uniclic® PATENTED TECHNOLOGY	✓ 25 YEAR DOMESTIC USE

* tested according to ISO CD 4760 (no leakage)

MEDIUM PLANKS

For a floor that breathes luxury and authenticity, Alpha Vinyl medium-sized planks pair a true-to-nature look with real luxury. The flooring's V-grooved panels add depth and space to any room. This floor is watertight and can typically be installed on top of an existing floor.

✓ 25 YEAR DOMESTIC USE

MEDIUM PLANKS

1494 x 209 x 5 mm - Box: 6 planks = 1.873 m²

uniclic® PATENTED TECHNOLOGY

4

CLASS 33

Snow pine
AVMP40204
YOU'VE SEEN THIS FLOOR ON PAGE 29, 72, 82

Cotton oak white blush
AVMP40200
YOU'VE SEEN THIS FLOOR
ON PAGE 18, 66-67, 71

Sea breeze oak light
AVMP40079
YOU'VE SEEN THIS FLOOR ON PAGE 8, 53

Sea breeze oak beige
AVMP40080
YOU'VE SEEN THIS FLOOR ON PAGE 60

Botanic beige
AVMP40236
YOU'VE SEEN THIS FLOOR
ON PAGE 33, 38-43, 51, 68-69

Cotton oak beige
AVMP40103
YOU'VE SEEN THIS FLOOR ON PAGE 21, 25

Pure oak blush
AVMP40097

Autumn oak honey
AVMP40088

MEDIUM PLANKS

Cotton oak deep natural
AVMP40203
YOU'VE SEEN THIS FLOOR ON PAGE 15

Pure oak honey
AVMP40098

Cotton oak natural
AVMP40104

Botanic smoked oak
AVMP40238
YOU'VE SEEN THIS FLOOR ON PAGE 30, 78

Cotton oak cold grey
AVMP40201
YOU'VE SEEN THIS FLOOR ON PAGE 26, 73

Botanic grey
AVMP40237
YOU'VE SEEN THIS FLOOR ON PAGE 74

✓ 25 YEAR DOMESTIC USE

MEDIUM PLANKS

1494 x 209 x 5 mm - Box: 6 planks = 1.873 m²

uniclic® PATENTED TECHNOLOGY

4

CLASS 33

Cotton oak cozy grey
AVMP40202

Morning mist pine
AVMP40074
YOU'VE SEEN THIS FLOOR ON PAGE 72

Sundown pine
AVMP40075

Autumn oak brown
AVMP40090

Autumn oak chocolate
AVMP40199
YOU'VE SEEN THIS FLOOR ON PAGE 12, 55

SMALL PLANKS

A perfect marriage of rustic and modern, Alpha Vinyl small planks are available with both sleek, elegant surfaces as well as intense, heavy-grained wood structures. This floor is watertight, and generally, it can be installed on top of an existing floor.

✓ 25 YEAR DOMESTIC USE

SMALL PLANKS

1251 x 189 x 5 mm - Box: 9 planks = 2.128 m²

uniclic® PATENTED TECHNOLOGY

4

CLASS 33

Canyon oak beige
AVSP40038
YOU'VE SEEN THIS FLOOR ON PAGE 34-35

Chia oak
AVSP40280
YOU'VE SEEN THIS FLOOR ON PAGE 44, 56

Canyon oak grey with saw cuts
AVSP40030

Buttermilk oak
AVSP40277
YOU'VE SEEN THIS FLOOR ON PAGE 86

Classic oak natural
AVSP40023

Gingerbread oak
AVSP40278
YOU'VE SEEN THIS FLOOR ON PAGE 22

Cottage oak natural
AVSP40025

Vintage chestnut natural
AVSP40029

Cocoa oak
AVSP40279
YOU'VE SEEN THIS FLOOR ON PAGE 59

Silk oak dark grey
AVSP40060

MEDIUM TILES

Alpha Vinyl Medium Tile is a modern take on nature's designs with an entirely new, luxurious dimension. Thanks to its solid rigid core, this watertight floor can typically be installed on top of an existing floor.

✓ 25 YEAR DOMESTIC USE

MEDIUM TILES

856 x 428 x 5 mm - Box: 6 tiles = 2.198 m²

uniclic® PATENTED TECHNOLOGY

4

CLASS 33

Marble Carrara white
AVMT40136

Coral rock
AVMT40232
YOU'VE SEEN THIS FLOOR ON PAGE 29

Concrete rock
AVMT40234
YOU'VE SEEN THIS FLOOR
ON PAGE 2, 14, 18 & 88

Oxidized rock
AVMT40235
YOU'VE SEEN THIS FLOOR ON PAGE 64-65

Cinnamon rock
AVMT40233

Volcanic rock
AVMT40231

Black slate
AVMT40035

TILES

A synthesis of an expressive, tactile structure and fascinating colour variations. Alpha Vinyl Tile's solid, rigid core makes it perfect for renovations: in most cases it can be installed on top of an existing floor without worrying about moisture, as it's 100% watertight.

✓ 25 YEAR DOMESTIC USE

610 x 303 x 5 mm - Box: 10 tiles = 1.848 m²

uniclic® PATENTED TECHNOLOGY

4

CLASS 33

Marble carrara white
AVST40136

Coral rock
AVST40232
YOU'VE SEEN THIS FLOOR ON PAGE 11, 36, 90

Concrete rock
AVST40234

Oxidized rock
AVST40235
YOU'VE SEEN THIS FLOOR ON PAGE 10

Cinnamon rock
AVST40233



Volcanic rock
AVST40231

Black slate
AVST40035

ACCESSORIES

INSTALLATION

UNDERLAYS

If you're going for a quick and smooth floating installation, choosing the right underlay is essential. Besides creating a **level base** - to support the Uniclic system - it also provides **excellent acoustic insulation**. On top of that, our underlays are compatible with traditional **underfloor heating and cooling**.

Comfort
QSVUDLCOMFORT15
Thickness: 1.15 mm - Roll: 15 m²

This all-round underlay helps you level the existing subfloor. Comfort suits any room and is a sustainable choice because it's made of recycled PET flakes.
Suitable with underfloor heating and cooling.



Heat
QSVUDLHEAT10
Thickness: 1.55 mm - Roll: 10 m²

The recommended underlay for rooms that get a lot of direct sunlight and rooms with underfloor heating or cooling. Heat also offers optimal in-room noise reduction.



Transit
QSVUDLTRANSIT15
Thickness: 1.20 mm - Roll: 15 m²

Offering the best noise reduction toward neighbouring rooms, this underlay is ideal for first floors and apartments. Transit is a sustainable choice because it's mainly made of recycled PET flakes.
Suitable with underfloor heating and cooling.

INSTALLATION TOOLS



Installation set
QSTOOLA

Set with a tapping block to easily click planks together, a cramp iron for hard-to-reach places and spacers to provide perfect expansion joints (8 mm) between walls and floor.

FINISHING

COLOUR-MATCHED SKIRTINGS

Why choose Quick-Step colour-matched skirtings and profiles?

PERFECTLY MATCHING COLOURS
Our skirtings and profiles flawlessly match the colour of every floor.

SCRATCH-RESISTANT TOP LAYER
Skirtings and profiles are protected against everyday wear and tear.

QUICK-STEP WARRANTY
Skirtings come with the same warranty as your floor.

Scotia
QSVSCOT(-)
2400 x 17 x 17 mm

A discrete finish that matches the colour of your floor. Easy to install with One4All Glue. Use the Foamstrip and Hydrokit to obtain a watertight finish.
Also available in a white, paintable version (QSSCOTPAINT).

Standard skirting
QSVSK(-)
2400 x 12 x 58 mm

Standard skirtings that match the colour of your floor and are adjustable in height (40 or 58 mm). Use the included plugs to connect skirtings, even in corners. The included plugs are available separately too (NEPLUG). Easy to install with One4All Glue. Use the Foamstrip and Hydrokit to obtain a watertight finish. Also available in a white, paintable version (QSSKPAINT).

PAINTABLE SKIRTINGS

Paintable scotia
QSSCOTPAINT
2400 x 17 x 17 mm

Paintable scotia that can be left white as well. Easy to install with One4All Glue. Not suitable for damp rooms - check out our range of waterproof skirtings.

Paintable standard skirting
QSSKPAINT
2400 x 12 x 58 mm

Paintable skirting that can be left white as well. Use the included plugs to connect skirtings, even in corners. The included plugs are available separately too (NEPLUG). Easy to install with One4All Glue. Not suitable for damp rooms - check out our range of waterproof skirtings.

Paintable parquet skirting
QSPSKRPAINT
2400 x 14 x 77 mm

Paintable skirting with space to hide cables. Use NEPLUG plugs (not included) to connect skirtings, even in corners. Easy to install with One4All Glue or Track. Not suitable for damp rooms - check out our range of waterproof skirtings.

Paintable cover skirting
QSISKRCOVER
2400 x 16 x 129 mm

Paintable skirting to put over an existing one - ideal for renovations. Adjustable to 4 heights between 68 and 129 mm. Can be left white as well. Easy to install with One4All Glue. Not suitable for damp rooms - check out our range of waterproof skirtings.

Paintable ovolo skirting
QSISKRWHITE
2400 x 16 x 160 mm

Paintable skirting that can be used in two shapes for more decorative freedom. Adjustable to 5 heights between 25 and 134 mm - use the supplied Incizo knife. Can be left white as well. Easy to install with One4All Glue. Not suitable for damp rooms - check out our range of waterproof skirtings.

SHAPE 1

SHAPE 2

Paintable ogee skirting
QSISKROGEE
2400 x 16 x 160 mm

Paintable skirting that can be used in two shapes to add a specific character to your interior. Adjustable to 4 heights between 20 and 139 mm - use the supplied Incizo knife. Can be left white as well. Easy to install with One4All Glue. Not suitable for damp rooms - check out our range of waterproof skirtings.

SHAPE 1

SHAPE 2

Paintable small skirting
QSPSKR4PAINT
2400 x 14 x 40 mm

Paintable skirting that can be left white as well. Also available in a flexible version (QSFLEXSKR) to finish your entire space in the same style. Easy to install with One4All Glue. Not suitable for damp rooms - check out our range of waterproof skirtings.

WATERPROOF PAINTABLE SKIRTINGS

Paintable waterproof scotia
QSHSCOTPAINT
2400 x 20 x 30 mm

Paintable, 100%-recyclable polystyrene scotia that can be left white as well. Use the Foamstrip and Hydrokit for a watertight finish in damp rooms. Easy to install with One4All Glue.

Paintable waterproof skirting - small
QSHSK38PAINT
2400 x 13 x 38 mm

Small, paintable, 100%-recyclable polystyrene skirting that can be left white as well. Use the Foamstrip and Hydrokit for a watertight finish in damp rooms. Easy to install with One4All Glue.

Paintable waterproof skirting - medium
QSHSK58PAINT
2400 x 13 x 58 mm

Medium, paintable, 100%-recyclable polystyrene skirting that can be left white as well. Use the Foamstrip and Hydrokit for a watertight finish in damp rooms. Easy to install with One4All Glue.

Paintable waterproof skirting - large
QSHSK80PAINT
2400 x 15 x 80 mm

Large, paintable, 100%-recyclable polystyrene skirting that can be left white as well. Use the Foamstrip and Hydrokit for a watertight finish in damp rooms. Easy to install with One4All Glue.

Paintable waterproof flexible skirting
QSFLEXSKR
14 x 40 mm

Flexible, paintable skirting made of foamed PVC that can be cut to your desired length. Ideal to finish pillars or curved walls. Use the Foamstrip and Hydrokit for a watertight finish in damp rooms. Easy to install with contact glue.

INSTALLATION TOOLS FOR SKIRTINGS

One4All Glue
QSGLUE290
290 ml

Multi-purpose glue that ensures adhesion on all materials and substrates.
Average usage: 1 tube for 15 m of skirtings.

Plugs
NEPLUG

Connection pieces for standard skirting and parquet skirting. One package contains 24 connections for inside and outside corners + 24 connections for straight stretches.

COLOUR-MATCHED PROFILES

Incizo profile
QSVINCP(-)
2000 x 45 x 8 mm

Multifunctional finishing tool to finish your floor and stairs in matching colours. Simply cut the Incizo basic profile to the desired shape with the supplied Incizo knife. Use the Foamstrip and Hydrokit for a watertight finish. Patent pending.
Contains 1 Incizo profile, 1 Incizo knife and 1 plastic rail.

APPLICATION 1
Connect two floors of different heights.

APPLICATION 2
Connect two floors of the same height.

APPLICATION 3
Finish your floor along walls or windows. Cut in half to cover twice the distance with one profile.

APPLICATION 4
Create a nice transition between your Alpha Vinyl floor and other flooring types or finish along sliding windows.



Incizo profile / Incizo aluminium subprofile for stairs
QSVINCP(-) / NEVINCPBASE1
2000 x 45 x 8 mm /
2000 x 33 x 17 mm

The Incizo profile also allows you to finish your stairs and steps in the flooring design of your choice. For this application, you need the Incizo profile and an aluminium subprofile. Subprofile to be ordered separately.

APPLICATION 5
Finish your stairs and steps.

ALUMINIUM FINISHING PROFILES

Vinyl expansion profile
NEVREXPSILV
2000 x 32.5 x 7.5 mm

To connect two floors of the same height.
Available in silver.

Vinyl adapter profile
NEVRADPSILV
2000 x 31 x 8.5 mm

To connect two floors of a different height.
Available in silver.



Vinyl end profile
NEVRENPSILV
2000 x 24 x 8.5 mm

To finish your floor along walls, windows or carpets. Available in silver.

Multifunctional profile
QSPRSILV
1860 x 47 x 16 mm

To connect two floors of the same height or with a height difference of up to 12.3 mm.
Available in silver.

STAIR COVERS

Vinyl Stair Cover - Bullnose
QSVSTRBMP(-)
1474 x 136 x 54 mm
QSVSTRBSP(-)
1231 x 116 x 54 mm

Durable vinyl tread cover with a bullnose stair nosing to cleanly finish your stairs. Since Stair Covers are made out of your floor's material, the colour matches 100%. Easy glued-down installation.
Only available for Alpha Vinyl medium and small planks.



FINISHING TOOLS

Coloured kit
QSKIT(-)
310 ml

This elastic, acrylic-based paste is the ideal solution to fill joints between skirtings and walls. Also ideal for all Quick-Step joints that can't be finished with skirtings, profiles or pipe covers. Available in matching colours.
Average usage: 1 tube for 15 m angle joints.

Pipe covers
QSRCINOX15 / QSRCINOX22
2 pcs/pack

Stainless steel covers to nicely finish pipes and heating elements. Available in inside diameter sizes 15 and 22 mm. Do not glue the covers to the floor, but install them floating.

TOOLS FOR A WATERTIGHT FINISH

Give your floor a watertight finish using our Foamstrip and Hydrokit to get your water-resistance warranty.
Follow the installation instructions and consult the warranty conditions for more details. Get inspired on page 26.

Foamstrip
NEVRFOAMSTRIP15
15 m x 8 mm x 5 mm

Fill up expansion joints with the Foamstrip and combine with the Hydrokit for a watertight finish of your floor. Invisible installation under skirtings, profiles etc.

Hydrokit
QSKITTRANSP
310 ml

Transparent silicone to combine with the Foamstrip for a watertight finish of your floor. Invisible installation under skirtings, profiles, etc. Average use: 1 tube for 15 m.

MAINTENANCE

Cleaning product 2.5 L
QSCLEANING2500
2.5 L

Cleaning product specifically developed for Quick-Step floors. Cleanses the surface thoroughly and safeguards its original appearance to maximise that 'new floor' experience.
Average usage: 2.5 L for 37 cleaning sessions.

Cleaning product 1 L
QSCLEANING1000
1 L

Cleaning product specifically developed for Quick-Step floors. Cleanses the surface thoroughly and safeguards its original appearance to maximise that 'new floor' experience.
Average usage: 1 L for 15 cleaning sessions.

Cleaning kit
QSSPRAYKIT

Mop holder with refillable water tank and handy lever to easily moisten and mop your floor. Also includes a washable microfibre mop and 1 L of Quick-Step Cleaning product. A sustainable choice to clean your floor.

Cleaning mop
QSSPRAYMOP

Microfibre mop washable up to 60 °C.
Compatible with the Quick-Step Cleaning kit.

Repair kit
QSREPAIR

Kit to easily repair light damage and renew the original colour of your floor. Find detailed instructions at quickstep.com.

QUICK·STEP®

FLOOR DESIGNERS

2022 - 2023

VINYL FLEX

Mix & match tiles and planks

The new Illume collection

Nature play and other top trends

LET’S FIND THE PERFECT MATCH

Your lifestyle, your floor

Carefree living starts in a home with solid floors. From mud trails after walking the dog to wine stains after an epic party with friends: your Vinyl Flex floor is made to withstand the impact of life's excitement. Turn your home into a place of tranquillity with sound-damping vinyl that feels great to walk on. The Stain and Scratch Guard technologies ensure you can enjoy peace of mind and live life to the full.

Effortless installation

Putting in a new floor was never this easy. You can easily cut our floors with the Quick-Step Vinyl knife. No sawing required, saving you some trips to the dustbin. Take your pick from a wide range of colours and styles and unleash your creativity.

READY TO FIND THE PERFECT MATCH?
START BROWSING!

CONTENT

Start exploring

THE VINYL FLEX STORY	P. 6
ILLUME	P. 12
MIX & MATCH	P. 18
ON TOP OF THE TRENDS	P. 46
TOOLS TO HELP YOU CHOOSE	P. 58
TIPS & TRICKS	P. 60
COLLECTIONS	P. 80
ACCESSORIES	P. 94

Discover true craftsmanship

P. 10

Find out how a team of passionate designers created floors with natural materials like sand, shells and concrete.

Experiment with Illume

P. 12

Your floor should reflect your personality. Whether you're a softie or rough and tough: we've got the looks for you.

What's trending?

P. 46

From stylish minimalism to natural materials and colourful playfulness. Find out which booming trend best suits your personality.

NATURAL LOOK & FEEL
VINYL

WATERPROOF
PLANKS & TILES

SOFT & SILENT
COMFORT

EASY TO INSTALL
UNICLIC (MULTIFIT)

VINYL FLEX

Soft and flexible design floors

PUCL40081

PUCL40080

Bring nature's beauty inside

Feel like giving your home a nice makeover? With Vinyl Flex, it's a piece of cake. Add character to your rooms with natural patterns and trendy colour palettes. You have a wide range of options to choose from! Create stunning spaces all around the house, with planks or our new and trendy Illume tiles. Complete with that natural feel you're looking for, thanks to the surface structure of the extra matt top layer.

Pushing the limits to create enduring beauty



We know you like a cosy home and the soothing feeling of carpet. With the Illume tiles, you enjoy an ultra-soft, high-performing floor. Trendy, pastel colours combine beautifully with the tactile surface and look of velvet, fabric and other textiles. Plus, unlike carpets and rugs, you can easily maintain our tiles thanks to a wide array of technologies that enhance their performance.

THE STORY BEHIND VINYL FLEX

Inspired by the sea, sand and shells, the Pebble and Oyster concrete tiles were created and designed by the Quick-Step team and our passionate craftsmen. It's made with natural materials like shells and sand, reminiscent of a terrazzo floor with an added touch of uniqueness. A true eyecatcher. You'll love all the detail we put into this floor.

Creating larger and larger tiles is a trend in flooring. But in bringing you your perfect floor, we don't forget to find the right balance between size, design and ease of installation. That's why you can now find vinyl tiles that are luxurious as well as easy to install. Naturally without too many grouts, to emphasize the natural aspects whilst also giving your home a real sense of zen.

ILLUME

Feel the softness, enjoy the beauty

If you're a creative soul, you're going to love the Illume collection. Experiment with different looks (like carpet and concrete) and pick a floor that reflects your personality: from soft and playful to rough and tough.

ILLUME

ILCL40269

Into that carpet look and feel? Vinyl Flex feels nice on your feet and has the look of carpet. It's really the best of both worlds! On top of that, it's easy to clean as well. Choose from a variety of stylish colours from our trendy collection.

ILLUME

ILCL40275

You want your floors to stay looking immaculate. With Vinyl Flex, that's easy. They're made to take everything life throws at them, with a good scratch and stain resistance. Even if you spill some water, it's no hassle: our Vinyl Flex is completely waterproof. Just don't forget to clean up what you've spilled, and your floor will look as good as new for years.

A treat for your feet

From the moment you step out of bed to the moment you kick off your shoes after work: a comfy floor makes life so much more enjoyable. Don't worry about the noise either. This vinyl is sound absorbing. Ideal for homes that are full of life.

The floor that bends to your wishes

Click or glue? It's up to you! All you need is a pair of hands and the Quick-Step Vinyl knife to cut the planks or tiles. At Quick-Step, we provide everything for a perfect installation and finish.

Moreover, with Vinyl Flex, you can install your floor in most cases endlessly without expansion profiles, resulting in a clean, finished look.

In love with your vinyl? Why not put it on the walls as well! Our Glue+ ranges can be used as wall decoration, for a unique and stylish touch.

FIND INSTRUCTIONS FOR FLOOR AND WALL INSTALLATIONS ON QUICKSTEP.COM

PULSE	ILLUME
PUCL40081	**ILCL40273**

Seamless finish thanks to
Paintable standard skirting
Incizo profile
Incizo aluminium subprofile for stairs

Mix & match

Not sure whether to choose tiles or planks? Why not combine them? Create vibrant rooms by mixing and matching vinyl planks and tiles. Time to start creating some fun combinations. They will make your rooms look amazing.

MORE MIX & MATCH INSPIRATION ON PAGE 60

BACL40157

Cause a splash

From water fights in the bathroom to failed cooking experiments: Vinyl Flex is ready for all your adventures that cause a splash. Just immediately clean up with water and Quick-Step cleaning products.


PUCL40081

BALANCE

BACL40157

Really waterproof

Spilled some water? Forget raised edges or a swollen floor. The 100% synthetic materials in Vinyl Flex can withstand it. This collection is ideal for bathrooms, kitchens, entrance halls … Get ready to take your favourite rooms to the next level!

Easy to clean

You can easily give your floors a thorough swipe with your damp or wet mop. Go for that brand-new look by using our Quick-Step Cleaning product, and preserve the original appearance of your floor for years to come.

SHOPPING LIST

Everything you need to create the kitchen of your dreams.

INSTALLATION

- COMFORT UNDERLAY
- ADHESIVE TAPE
- VINYL INSTALLATION TOOL
- VINYL KNIFE

FINISHING

- PAINTABLE WATERPROOF SKIRTING - MEDIUM
- INCIZO PROFILE - CLICK/CLICK+

MAINTENANCE

- CLEANING PRODUCT 2.5 L
- CLEANING KIT

Relax - we've got you covered

FROM INSTALLATION TO FINISH: IT'S ALL SMOOTH SAILING

1.
Pick the floor of your dreams

Whatever your project, we've got a floor that suits your needs perfectly.

2.
Effortless installation

Choose between a floating or glued down installation and off you go! Installing your floor is easy, even in tight corners and under radiators. Tips to make the job even easier: pick the right underlay or glue and be sure to use proper installation tools.

uniclic® PATENTED TECHNOLOGY

uniclic® multifit PATENTED TECHNOLOGY

3.
The perfect finish

Add some style with skirtings and profiles that match the colour of your floor. Or, finish up with paintable skirtings.

4.
Worry-free maintenance

Get the best out of your vinyl floors, with carefully designed Quick-Step cleaning products. They'll make sure every surface is cleaned thoroughly, for floors that will appear brand new for years to come.

BROWSE THROUGH OUR ACCESSORIES ON P. 94

PUCL40079

BALANCE

BACL40158

PUCL40103

Enjoy the silence

Whether it's kids running around or someone clumsily dropping something: there's usually some kind of noise going on. Turn it down with Vinyl Flex. Sound-absorbing floors transform your home into a peaceful and quiet cocoon. So, no more tiptoeing around the house!

SHOPPING LIST

Everything you need to create the bedroom of your dreams.

INSTALLATION

- VINYL GLUE
- VINYL GLUE TROWEL (A2)
- VINYL INSTALLATION TOOL
- VINYL KNIFE

FINISHING

- STANDARD SKIRTING

MAINTENANCE

- CLEANING PRODUCT 2.5 L
- CLEANING KIT

ILGP40270

PULSE

PUCL40105

Your new floor in one, two, three

A pair of hands and a good knife, that's really all you need to install Vinyl Flex. At Quick-Step, we provide everything you need for an uncomplicated installation and finish. Clicking is easy with our Uniclic (Multifit) systems, while we've also made gluing so effortless that you can cover large surfaces quickly.

Furthermore, in most cases you can install your floor endlessly without expansion profiles, resulting in a clean, finished look.

ILCL40275

PULSE PUCL40079

AMBIENT

AMCL40139

Take it to the next level, with vinyl for stairs

Did you know that Vinyl Flex is perfectly suited to staircases? It offers great protection from wear and tear, allowing you to move around freely. Use our colour-matched Incizo profiles for our Click/Click+ ranges and aluminium profiles for glued-down floors.

TIP: STYLE YOUR STAIRCASE TO YOUR PERSONAL TASTE WITH OUR WIDE RANGE OF PROFILES. YOU CAN FIND THEM ALL IN OUR ACCESSORIES SECTION ON PAGE 99.

A heart for your home and our planet

We all love natural beauty. The only way to continue to enjoy the beautiful things our planet has to offer is to treat it with respect. That's why our flooring products not only look good, but are as hard-wearing and sustainable as possible. Together, we can reduce our ecological footprint, from the production of your flooring to the end of its life.

Clean indoor air

Most of your life takes place indoors, which is why the air quality in your home is so vitally important. Many factors have an effect on it: ventilation, candles, cleaning agents, and even the materials used in your interior, such as the flooring. That is why we minimise our emissions of harmful substances and have reduced them to **50 times lower than the European standard**. What's more, you don't need any aggressive cleaning products to keep your vinyl flooring clean. All you need is lukewarm water and, if necessary, some Quick-Step Cleaning product.

The following labels demonstrate that your flooring complies with the strictest environmental and health standards:

The highest guarantee for the air quality in your home.

International building classification programme for low-emission products.

The proof that our flooring products do not release toxic substances and are odourless.

This SCS label shows that your flooring meets low-emission product requirements.

Consciously selected materials

We manufacture your vinyl flooring in Belgium, in the heart of Europe. The raw materials come mainly from neighbouring countries. Vinyl flooring can contain up to 40% **chalk**, a material that is and will remain available in abundance. Another quarter of our vinyl is made from **recycled PVC** from our own production waste. Only one quarter is made from what is known as **'virgin' or new PVC**. The remaining ingredients – primarily **additives** – do not contain any harmful substances. The plasticizers we use to make your flooring flexible are the same as those used in children's toys and food packaging and are, therefore, **100% ortho-phthalate-free**.

Green production

We take every opportunity to make our production processes greener. For this reason, we joined the **European Energy Efficiency Programme**, which aims to implement as many energy-saving measures as possible and monitors all efforts from day to day. Furthermore, 70% of the heat we use in our production unit is generated from wood residues and dust from our nearby lamination site. This helps us to save 25,000 tonnes of fossil CO2 emissions per year.

Circular ecosystem

We recycle 99% of our own industrial waste through our internal production process. This means we do not burn or dump materials unnecessarily, and we create our own circular ecosystem.

Do you want to find out more about the sustainability of our flooring products? Read all about it on quickstep.com

On top of the trends

SOFT LUXE

SOFT PLAY

NATURE PLAY

You're all about style. We get that. That's why we constantly add new floors to our collection, following the latest trends in colours and patterns. With Vinyl Flex, it's all about contrast. Whether you're into luxurious minimalism or colour and playfulness, there's something for everyone. Time to discover three trends that will surely influence your stylish interior.





Soft luxe: minimalism is the new luxury

Your home is where you get away from the hustle and bustle of daily life. A place of rest and relaxation. This search for tranquillity is reflected in the Japandi minimalistic interior style and its signature white tones. This is not a cold, stark, boring white: it plays around with tones, textures and gloss levels. Because white can also be warm!

If you want to add even more warmth, choosing beige, powdery and sandy colours are the way to go. Or why not opt for a soft grey, like cast concrete? These create endless combination possibilities and an effortless touch of luxury.


AMCL40139

PUCL40097

ILLUME
ILCL40274

BALANCE

BACL40038

Soft play: happy comfort

If strict minimalism isn't your cup of tea, you could also go in a completely different direction: playfulness! The fun thing about this trend is that there are no rules: combine soft, pastel colours, velvety textures and patterns to bring some positive vibes into your home.

Colours affect your mood and well-being, adding a spark to your day. You can easily counter the serious neutrals, beige and greys of the Soft Luxe mood with pastel colours. How about some pistachio green, mellow yellow, soft pink or light blue to brighten up your place? Play with the strength of your colours and opt for saturated or washed-out versions of your favourite shades if you love a softer look. In combination with the velvety softness of our vinyl, you'll add an air of instant cosiness to your interior.

Nature play: perfect imperfections

The wild outdoors calms our mind and soul. So why not bring the outside in? Recycling natural or waste materials is a great way to do that. We're reinventing products by using materials that are given to us by nature, like shells and sand. Not only is this sustainable, but it's also a unique way to grasp that playful creativity also found in the wild.

Surrounding ourselves with nature also means accepting imperfection and embracing authenticity. Elevate natural elements by opting for natural patterns, materials and colours that you can make your own.

AMCL40137

PUCL40104

PULSE
PUCL40103

BALANCE BACL40160

Tools to help you choose

FloorExplorer

With so many flooring options to choose from, making the right decision can be a challenge. Let our FloorExplorer guide you through a selection of floors that match your personal needs and style in just a few steps. Give it a try!

FIND A DEALER

quickstep.com

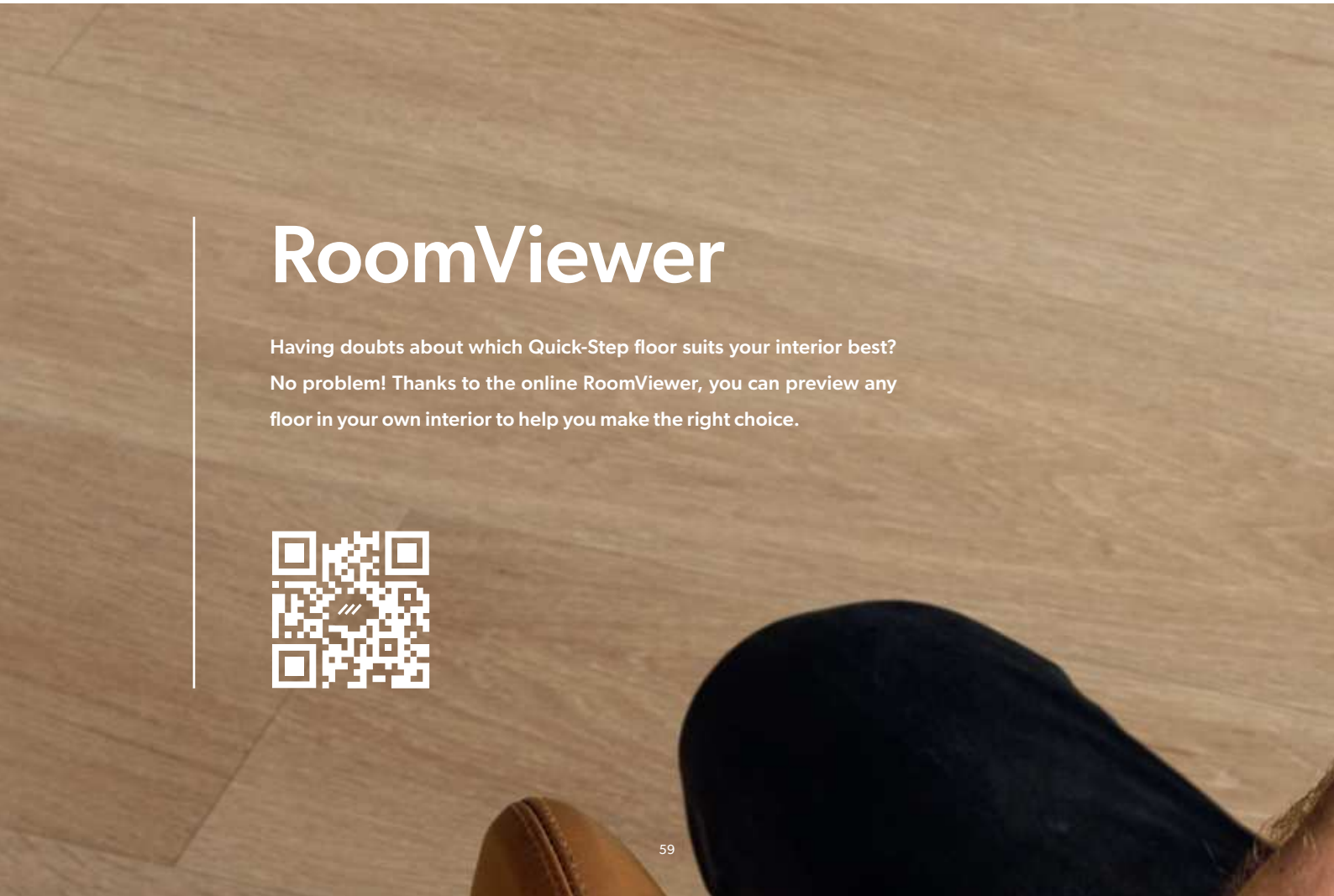

RoomViewer

Having doubts about which Quick-Step floor suits your interior best? No problem! Thanks to the online RoomViewer, you can preview any floor in your own interior to help you make the right choice.

Sample Service

Curious to see what your floor of choice would look and feel like in reality? Do you want to find out if it matches your furniture, wall colour, art ...? Order a floor sample on our website and see for yourself.

Shop online or offline

Made your decision? Visit your nearest Quick-Step dealer or order directly from our webstore. You can also choose to pick up your order at your local dealer.



Mix & Match

ILLUME

ILCL40275

PULSE

PUCL40199

With planks and tile floors, you can make fantastic combinations. A colour-matched Incizo profile helps you to really bring the room together, even when you're using different types of floors. If you're using glue, you don't even need profiles!

A SEAMLESS FINISH WITH
THE INCIZO PROFILE

ILLUME

ILCL40271

PULSE

PUCL40097

ILLUME

ILCL40269

PULSE

PUCL40200

Does size matter?

UNDOUBTEDLY YES!

ILLUME

ILCL40272

A simple rule to follow is to use large formats for large rooms to emphasise the space. For small or irregularly shaped rooms, small formats will match the proportions of the room better.

Find out what your favourite Vinyl Flex floors would look like in your interior

SCAN THE QR CODE
TO ACCESS THE ROOMVIEWER

The icing on the cake

Matching skirtings

Go for a great look with Quick-Step's colour-matched skirtings for your floor.

PERFECTLY MATCHING COLOURS

Our skirtings flawlessly match the colour of every floor.

SCRATCH-RESISTANT TOP LAYER

Your skirtings are protected against the daily wear and tear.

QUICK-STEP WARRANTY

Skirtings come with the same warranty as your floor.

CHECK OUT ALL SKIRTINGS AND PROFILES ON P. 96

Paintable skirtings

Grab a can and paint your skirtings in a colour that suits your style, or simply leave them white. Do your skirtings need to withstand damp conditions, or do you want to be able to clean them with water? Make sure to choose waterproof skirtings.

BALANCE

BACL40052

In which direction should

Guided by the light

The direction of your floor has a huge impact on a room's overall appearance and can be a tough nut to crack. As a general rule, lay your floor in the same direction as the main light source in a room and in the same line as the most frequently used entrance. If there are several doors and windows, then opt for the direction that's the easiest to install.

In narrow rooms

Installing your floor in a narrow room? Why not lay it horizontally! Planks laid width wise will make the surface appear wider, avoiding a boxed-in effect. To enhance this even further, avoid dark colours for your floor or walls, as these will make a narrow room look even narrower.

I install my floor?

In short rooms

If you're laying your floor in a short room, you'll want to add a sense of depth. Make the room look longer by installing your floor lengthwise. Want to increase the effect of lengthwise installation? Make sure to combine a light-coloured floor with darker walls: this will add even more depth to your room.

MASTER INSTALLERS AT YOUR SERVICE

Opt for professional installation by an accredited Quick-Step Master Installer. These experts are trained at the Quick-Step Academy, the most exclusive training centre in the flooring industry.

- Get the best end result with expert underlay selection and subfloor preparation.
- Make your floor stand out with advice on the correct installation direction.
- Enjoy a perfect finish: meticulously fitted skirtings, profiles and staircases.
- Expert quality at the right price.
- A lifetime warranty* after registration of the installation.

** The lifetime warranty lasts as long as the product warranty.*

More info on quickstep.com

LIVE
LOVE
DREAM
BACL40032

We've got the answers to all your questions

Should I go for a floating or glued down installation?

FLOATING
If you're dealing with slightly uneven surfaces or old tiles with grouts of no more than 4 mm in width and 1 mm in depth, a floating installation is recommended. You can choose from a selection of underlays specifically designed for Quick-Step Vinyl Flex.

GLUED DOWN
Want to install your vinyl on levelled subfloors and walls? Then go for a glued down installation. Quick-Step Vinyl Glue (a high-quality adhesive) makes the job super easy! Check our website for more information and installation instructions.

Can I use Vinyl Flex in combination with underfloor heating or cooling?

Vinyl Flex flooring and underfloor heating are a good match. That's why it's extremely popular for both renovations and new buildings. All Quick-Step Vinyl floors can be combined with low-temperature underfloor heating or cooling.

If you plan to install underfloor heating or cooling, our Heat underlay is an excellent choice. This underlay is obligatory for rooms that get a lot of direct sunlight (rooms with large windows, for example), where temperatures can rise up to 45°C. If you're going for a glued down installation, an underlay isn't necessary.

Don't forget to check the underfloor heating instructions at quickstep.com.

Do I really need expansion joints?

For glued-down installations, you don't need any expansion joints. For floating (click) installations without underfloor heating, it's important to have expansion joints of min 2 mm and preferably 5 mm along all walls and heavy or fixed furniture. For floating installations with underfloor heating, you'll need expansion joints with a minimum of 5 mm. That way, your floor has enough room to expand and contract due to changes in temperature.

How should I clean and maintain my Vinyl Flex floor?

Cleaning Vinyl Flex is simple. All you'll need is your vacuum cleaner, the Quick-Step Cleaning kit, a bucket and Quick-Step Cleaning product.

1.
Vacuum your floor thoroughly or mop to make sure you get all the dust.

2.
Fill the bottle of your Quick-Step Cleaning kit with a small amount of Quick-Step Cleaning product and water. Fill a bucket with clean water for rinsing out your mop.

3.
Pull the lever to moisten your floor and get mopping. Rinse your mop in the bucket containing clean water and wring it out well. Then wipe your floor again until it sparkles. It will be clean before you know it!

PRO TIP:
Mop in the direction of your planks or tiles to avoid drying streaks.

INSTALLING THE RIGHT UNDERLAY HAS A MAJOR IMPACT ON THE FINAL LOOK, QUALITY AND ACOUSTICS OF YOUR FLOOR

When laying a Vinyl Flex floor, choosing the right underlay is crucial. It's necessary to create a level base for the installation of your new floor. Furthermore, it provides acoustic and thermal insulation. Don't hesitate to combine your underlay with traditional underfloor heating and cooling. You can find installation instructions at quickstep.com.

FIND THE IDEAL UNDERLAY FOR YOUR FLOOR ON P. 94

QUICK·STEP

AMCL40137

Beauty comes in many sizes

PLANKS		DIMENSIONS
	PULSE CLICK / CLICK+	1510 x 210 x 4.5 mm
	PULSE GLUE+	1515 x 217 x 2.5 mm
	BALANCE CLICK / CLICK+	1251 x 187 x 4.5 mm
	BALANCE GLUE+	1256 x 194 x 2.5 mm

TILES		
	ILLUME CLICK / CLICK+	994 x 494 x 4.5 mm
	ILLUME GLUE+	1000 x 500 x 2.5 mm
	AMBIENT CLICK / CLICK+	1300 x 320 x 4.5 mm
	AMBIENT GLUE+	1305 x 327 x 2.5 mm

MICROBEVEL

The bevel defines plank edges resulting in a clean modern or rustic look.

NANO BEVEL

Fine nano-bevelled edges offer the look of a minimalistic, modern floor.

Tired of your ugly, worn-out tiled floor with wide grout?

Make a safe choice and explore the Quick-Step Alpha Vinyl collection.*

* For installation on uneven surfaces or old tiles with grout of up to 5 mm in width and 2 mm in depth.

BOX	SUBFLOOR	BEVELS	CLASS	INSTALLATION	WARRANTY
7 planks = 2.220 m²	FOR INSTALLATION ON SLIGHTLY UNEVEN SURFACES OR OLD TILES WITH GROUTS NOT EXCEEDING 4 MM IN WIDTH AND 1 MM IN DEPTH	4	CLASS 32 CLASS 33	uniclic multifit PATENTED TECHNOLOGY	✓ 20 YEAR DOMESTIC USE CLICK ✓ 25 YEAR DOMESTIC USE CLICK+
11 planks = 3.616 m²	FOR INSTALLATION ON LEVELLED SUBFLOORS AND LEVELLED WALLS	4	CLASS 33	GLUED	✓ 25 YEAR DOMESTIC USE
9 planks = 2.105 m²	FOR INSTALLATION ON SLIGHTLY UNEVEN SURFACES OR OLD TILES WITH GROUTS NOT EXCEEDING 4 MM IN WIDTH AND 1 MM IN DEPTH	4	CLASS 32 CLASS 33	uniclic multifit PATENTED TECHNOLOGY	✓ 20 YEAR DOMESTIC USE CLICK ✓ 25 YEAR DOMESTIC USE CLICK+
15 planks = 3.655 m²	FOR INSTALLATION ON LEVELLED SUBFLOORS AND LEVELLED WALLS	4	CLASS 33	GLUED	✓ 25 YEAR DOMESTIC USE
4 tiles = 1.964 m²	FOR INSTALLATION ON SLIGHTLY UNEVEN SURFACES OR OLD TILES WITH GROUTS NOT EXCEEDING 4 MM IN WIDTH AND 1 MM IN DEPTH	4	CLASS 32 CLASS 33	uniclic PATENTED TECHNOLOGY	✓ 20 YEAR DOMESTIC USE CLICK ✓ 25 YEAR DOMESTIC USE CLICK+
7 tiles = 3.500 m²	FOR INSTALLATION ON LEVELLED SUBFLOORS AND LEVELLED WALLS	4	CLASS 33	GLUED	✓ 25 YEAR DOMESTIC USE
5 tiles = 2.080 m²	FOR INSTALLATION ON SLIGHTLY UNEVEN SURFACES OR OLD TILES WITH GROUTS NOT EXCEEDING 4 MM IN WIDTH AND 1 MM IN DEPTH	4 4	CLASS 32 CLASS 33	uniclic multifit PATENTED TECHNOLOGY	✓ 20 YEAR DOMESTIC USE CLICK ✓ 25 YEAR DOMESTIC USE CLICK+
9 tiles = 3.841 m²	FOR INSTALLATION ON LEVELLED SUBFLOORS AND LEVELLED WALLS	4 4	CLASS 33	GLUED	✓ 25 YEAR DOMESTIC USE

AMBIENT TILE WITH NANO BEVEL

AMBIENT TILE WITH MICROBEVEL

CLASS 32: for residential use. Normal daily use in ordinary living spaces.

CLASS 33: for commercial use. Extra wear-resistant floors for areas with intensive usage.

PULSE

The large V-grooved planks of the Pulse collection give a spacious character to your room. Their long and wide dimensions exude an aura of luxury, while the matching structure across several designs enhances the authentic effect. These waterproof planks offer you endless installation possibilities due to their dimensional stability.

- 20 YEAR DOMESTIC USE CLICK
- 25 YEAR DOMESTIC USE CLICK+ / GLUE+

CLICK / CLICK+

1510 x 210 x 4.5 mm - Box: 7 planks = 2.220 m²

uniclic multifit PATENTED TECHNOLOGY

4

CLICK: CLASS 32
CLICK+: CLASS 33

GLUE+

1515 x 217 x 2.5 mm - Box: 11 planks = 3.616 m²

GLUED

4

CLASS 33

Snow pine
Click: PUCL40204
Click+: PUCP40204
Glue+: PUGP40204
YOU'VE SEEN THIS FLOOR ON PAGE 72

Cotton oak white blush
Click: PUCL40200
Click+: PUCP40200
Glue+: PUGP40200
YOU'VE SEEN THIS FLOOR ON PAGE 63

Sea breeze oak light
Click: PUCL40079
Click+: PUCP40079
Glue+: PUGP40079
YOU'VE SEEN THIS FLOOR ON PAGE 29, 40-41

Cotton oak cold grey
Click: PUCL40201
Click+: PUCP40201
Glue+: PUGP40201

Sea breeze oak beige
Click: PUCL40080
Click+: PUCP40080
Glue+: PUGP40080
YOU'VE SEEN THIS FLOOR ON PAGE 8, 82

Sand storm oak warm grey
Click: PUCL40083
Click+: PUCP40083
Glue+: PUGP40083

Morning mist pine
Click: PUCL40074
Click+: PUCP40074
Glue+: PUGP40074

Autumn oak warm grey
Click: PUCL40089
Click+: PUCP40089
Glue+: PUGP40089

Cotton oak warm grey
Click: PUCL40105
Click+: PUCP40105
Glue+: PUGP40105
YOU'VE SEEN THIS FLOOR ON PAGE 36

Cotton oak grey with saw cuts
Click: PUCL40106
Click+: PUCP40106
Glue+: PUGP40106
YOU'VE SEEN THIS FLOOR ON PAGE 27

PULSE

Cotton oak cozy grey
Click: PUCL40202
Click+: PUCP40202
Glue+: PUGP40202
YOU'VE SEEN THIS FLOOR ON PAGE 73

Cotton oak beige
Click: PUCL40103
Click+: PUCP40103
Glue+: PUGP40103
YOU'VE SEEN THIS FLOOR ON PAGE 32, 55

Autumn oak light natural
Click: PUCL40087
Click+: PUCP40087
Glue+: PUGP40087
YOU'VE SEEN THIS FLOOR ON PAGE 72

Pure oak blush
Click: PUCL40097
Click+: PUCP40097
Glue+: PUGP40097
YOU'VE SEEN THIS FLOOR ON PAGE 62

Sea breeze oak natural
Click: PUCL40081
Click+: PUCP40081
Glue+: PUGP40081
YOU'VE SEEN THIS FLOOR ON PAGE 18-19, 23

Cotton oak natural
Click: PUCL40104
Click+: PUCP40104
Glue+: PUGP40104
YOU'VE SEEN THIS FLOOR ON PAGE 68-69

Cotton oak deep natural
Click: PUCL40203
Click+: PUCP40203
Glue+: PUGP40203

Autumn oak honey
Click: PUCL40088
Click+: PUCP40088
Glue+: PUGP40088

- 20 YEAR DOMESTIC USE CLICK
- 25 YEAR DOMESTIC USE CLICK+ / GLUE+

CLICK / CLICK+

1510 x 210 x 4.5 mm - Box: 7 planks = 2.220 m²

uniclic multifit PATENTED TECHNOLOGY

4

CLICK: CLASS 32
CLICK+: CLASS 33

GLUE+

1515 x 217 x 2.5 mm - Box: 11 planks = 3.616 m²

GLUED

4

CLASS 33

Pure oak honey
Click: PUCL40098
Click+: PUCP40098
Glue+: PUGP40098

Picnic oak ochre
Click: PUCL40093
Click+: PUCP40093
Glue+: PUGP40093
YOU'VE SEEN THIS FLOOR ON PAGE 66-67

Autumn oak brown
Click: PUCL40090
Click+: PUCP40090
Glue+: PUGP40090

Sand storm oak brown
Click: PUCL40086
Click+: PUCP40086
Glue+: PUGP40086

Vineyard oak brown
Click: PUCL40078
Click+: PUCP40078
Glue+: PUGP40078

Autumn oak chocolate
Click: PUCL40199
Click+: PUCP40199
Glue+: PUGP40199
YOU'VE SEEN THIS FLOOR ON PAGE 61

Picnic oak warm natural
Click: PUCL40094
Click+: PUCP40094
Glue+: PUGP40094

Sundown pine
Click: PUCL40075
Click+: PUCP40075
Glue+: PUGP40075

BALANCE

The Balance collection combines rustic and modern designs in waterproof, standard-sized planks, fit for endless installation possibilities. It features floors with both sleek, elegant surfaces as well as intense, heavy-grained wood structures.

- 20 YEAR DOMESTIC USE CLICK
- 25 YEAR DOMESTIC USE CLICK+ / GLUE+

CLICK / CLICK+

1251 x 187 x 4.5 mm - Box: 9 planks = 2.105 m²

uniclic multifit PATENTED TECHNOLOGY

4

CLICK: CLASS 32
CLICK+: CLASS 33

GLUE+

1256 x 194 x 2.5 mm - Box: 15 planks = 3.655 m²

GLUED

4

CLASS 33

Canyon oak light with saw cuts
Click: BACL40128
Click+: BACP40128
Glue+: BAGP40128

Velvet oak light
Click: BACL40157
Click+: BACP40157
Glue+: BAGP40157
YOU'VE SEEN THIS FLOOR ON PAGE 20, 24-25

Canyon oak beige
Click: BACL40038
Click+: BACP40038
Glue+: BAGP40038
YOU'VE SEEN THIS FLOOR ON PAGE 50

Silk oak light
Click: BACL40052
Click+: BACP40052
Glue+: BAGP40052
YOU'VE SEEN THIS FLOOR ON PAGE 71

Canyon oak grey with saw cuts
Click: BACL40030
Click+: BACP40030
Glue+: BAGP40030

Velvet oak beige
Click: BACL40158
Click+: BACP40158
Glue+: BAGP40158
YOU'VE SEEN THIS FLOOR ON PAGE 2, 30

Select oak light
Click: BACL40032
Click+: BACP40032
Glue+: BAGP40032
YOU'VE SEEN THIS FLOOR ON PAGE 74

Drift oak beige
Click: BACL40018
Click+: BACP40018
Glue+: BAGP40018

Silk oak warm natural
Click: BACL40130
Click+: BACP40130
Glue+: BAGP40130

Classic oak natural
Click: BACL40023
Click+: BACP40023
Glue+: BAGP40023

BALANCE

WATERPROOF PLANKS & TILES

Select oak natural
Click: BACL40033
Click+: BACP40033
Glue+: BAGP40033

Canyon oak natural
Click: BACL40039
Click+: BACP40039
Glue+: BAGP40039

Cottage oak natural
Click: BACL40025
Click+: BACP40025
Glue+: BAGP40025

Vintage chestnut natural
Click: BACL40029
Click+: BACP40029
Glue+: BAGP40029

Victorian oak natural
Click: BACL40156
Click+: BACP40156
Glue+: BAGP40156

Velvet oak sand
Click: BACL40159
Click+: BACP40159
Glue+: BAGP40159

Canyon oak light brown with saw cuts
Click: BACL40031
Click+: BACP40031
Glue+: BAGP40031

- 20 YEAR DOMESTIC USE CLICK
- 25 YEAR DOMESTIC USE CLICK+ / GLUE+

CLICK / CLICK+

1251 x 187 x 4.5 mm - Box: 9 planks = 2.105 m²

uniclic multifit PATENTED TECHNOLOGY

4

CLICK: CLASS 32
CLICK+: CLASS 33

GLUE+

1256 x 194 x 2.5 mm - Box: 15 planks = 3.655 m²

GLUED

4

CLASS 33

Canyon oak dark brown with saw cuts
Click: BACL40059
Click+: BACP40059
Glue+: BAGP40059

Canyon oak brown
Click: BACL40127
Click+: BACP40127
Glue+: BAGP40127

Velvet oak brown
Click: BACL40160
Click+: BACP40160
Glue+: BAGP40160

YOU'VE SEEN THIS FLOOR ON PAGE 57, 86

Silk oak dark grey
Click: BACL40060
Click+: BACP40060
Glue+: BAGP40060

Cottage oak dark brown
Click: BACL40027
Click+: BACP40027
Glue+: BAGP40027

ILLUME

Thanks to innovative design techniques, our Illume vinyl floors light up your interior with a soft carpet stroke effect. Their playful colours complement our current tile collection while our unique stone designs enhance their neutral tones. As an added feature, they are easy to install and completely waterproof.

- 20 YEAR DOMESTIC USE CLICK
- 25 YEAR DOMESTIC USE CLICK+ / GLUE+

CLICK / CLICK+

994 x 494 x 4.5 mm - Box: 4 tiles = 1.964 m²

uniclic PATENTED TECHNOLOGY

4

CLICK: CLASS 32
CLICK+: CLASS 33

GLUE+

1000 x 500 x 2.5 mm - Box: 7 tiles = 3.500 m²

GLUED

4

CLASS 33

Soft rose
Click: ILCL40269
Click+: ILCP40269
Glue+: ILGP40269
YOU'VE SEEN THIS FLOOR ON PAGE 13, 53, 63

Soft meadow
Click: ILCL40270
Click+: ILCP40270
Glue+: ILGP40270
YOU'VE SEEN THIS FLOOR ON PAGE 12, 35

Soft azure
Click: ILCL40271
Click+: ILCP40271
Glue+: ILGP40271
YOU'VE SEEN THIS FLOOR ON PAGE 62

Soft storm
Click: ILCL40272
Click+: ILCP40272
Glue+: ILGP40272
YOU'VE SEEN THIS FLOOR ON PAGE 64-65

Cloudy concrete
Click: ILCL40273
Click+: ILCP40273
Glue+: ILGP40273
YOU'VE SEEN THIS FLOOR ON PAGE 18-19, 90

Sandstone concrete
Click: ILCL40274
Click+: ILCP40274
Glue+: ILGP40274
YOU'VE SEEN THIS FLOOR ON PAGE 16, 49

Oyster concrete
Click: ILCL40275
Click+: ILCP40275
Glue+: ILGP40275
YOU'VE SEEN THIS FLOOR ON PAGE 14, 39, 61

Pebble concrete
Click: ILCL40276
Click+: ILCP40276
Glue+: ILGP40276
YOU'VE SEEN THIS FLOOR ON PAGE 15

AMBIENT

The Ambient collection combines an expressive, tactile structure with fascinating colour variations, for a spacious and authentic atmosphere. With their dimensional stability, these waterproof tiles have endless installation possibilities.

- 20 YEAR DOMESTIC USE CLICK
- 25 YEAR DOMESTIC USE CLICK+ / GLUE+

CLICK / CLICK+

1300 x 320 x 4.5 mm - Box: 5 tiles = 2.080 m²

uniclic multifit PATENTED TECHNOLOGY

4

4

CLICK: CLASS 32
CLICK+: CLASS 33

GLUE+

1305 x 327 x 2.5 mm - Box: 9 tiles = 3.841 m²

GLUED

4

4

CLASS 33

Marble Carrara white
Click: AMCL40136
Click+: AMCP40136
Glue+: AMGP40136

Minimal light grey
Click: AMCL40139
Click+: AMCP40139
Glue+: AMGP40139

YOU'VE SEEN THIS FLOOR ON PAGE 42

tile without centre joint



Minimal taupe
Click: AMCL40141
Click+: AMCP40141
Glue+: AMGP40141

Minimal medium grey
Click: AMCL40140
Click+: AMCP40140
Glue+: AMGP40140

YOU'VE SEEN THIS FLOOR ON PAGE 92

Cream travertin
Click: AMCL40046
Click+: AMCP40046
Glue+: AMGP40046

Light grey travertin
Click: AMCL40047
Click+: AMCP40047
Glue+: AMGP40047

Vibrant sand
Click: AMCL40137
Click+: AMCP40137
Glue+: AMGP40137

YOU'VE SEEN THIS FLOOR ON PAGE 78

tile with centre joint



Vibrant medium grey
Click: AMCL40138
Click+: AMCP40138
Glue+: AMGP40138

Grey slate
Click: AMCL40034
Click+: AMCP40034
Glue+: AMGP40034

Black slate
Click: AMCL40035
Click+: AMCP40035
Glue+: AMGP40035

ACCESSORIES

INSTALLATION

UNDERLAYS

If you're going for a quick and smooth floating installation, choosing the right underlay is essential. Besides creating a **level base** - to support the Uniclic system - it also provides **excellent acoustic insulation**. On top of that, our underlays are compatible with traditional **underfloor heating and cooling**.



Comfort
QSVUDLCOMFORT15
Thickness: 1.15 mm - Roll: 15 m²

This all-round underlay helps you level the existing subfloor. Comfort suits any room and is a sustainable choice because it's made of recycled PET flakes. Suitable with underfloor heating and cooling.



Heat
QSVUDLHEAT10
Thickness: 1.55 mm - Roll: 10 m²

The recommended underlay for rooms that get a lot of direct sunlight and rooms with underfloor heating or cooling. Make sure to use Heat if the temperature of your floor is 45 °C or higher. Heat also offers optimal in-room noise reduction.



Transit
QSVUDLTRANSIT15
Thickness: 1.20 mm - Roll: 15 m²

Offering the best noise reduction to neighbouring rooms, this underlay is ideal for first floors and apartments. Transit is a sustainable choice because it's mainly made of recycled PET flakes. Suitable with underfloor heating and cooling.

GLUED-DOWN INSTALLATION

If you're going for a glued-down installation, use Quick-Step Vinyl Glue for the best result. Our high-quality, **ready to use** glue **spreads easily** and guarantees **fast adhesion**. Our damp-proof Vinyl Glue is compatible with traditional **underfloor heating and cooling** and can also be used for **vertical installation on dry walls**.

Vinyl Glue
QSVGLUE6A / QSVGLUE15A
6 kg / 15 kg

Resealable aluminium bags packed in cardboard boxes. Average usage: 6 kg for 20 m², 15 kg for 50 m². Read the instructions before you get started. Check if the glue is compatible with your subfloor.



Vinyl Glue trowel (A2)
QSVA2

This high-quality trowel ensures a perfect glue distribution and is indispensable for a professional glued-down installation.

INSTALLATION TOOLS



Vinyl installation tool
QSVTOOL

Cramp iron to easily cut planks to size and get to hard-to-reach places.

Vinyl knife
QSVKNIFEB / NEVKNIFEREFILL40
Incl. 5 blades

Knife for precise and stable cutting, including curves and shapes. A refill pack contains 40 blades.

FINISHING

COLOUR-MATCHED SKIRTINGS

Why choose Quick-Step colour-matched skirtings and profiles?

PERFECTLY MATCHING COLOURS
Our skirtings and profiles flawlessly match the colour of every floor.

SCRATCH-RESISTANT TOP LAYER
Skirtings and profiles are protected against everyday wear and tear.

QUICK-STEP WARRANTY
Skirtings come with the same warranty as your floor.

Scotia
QSVSCOT(-)
2400 x 17 x 17 mm

A discrete finish that matches the colour of your floor. Easy to install with One4All Glue. Also available in a white, paintable version (QSSCOTPAINT).

Standard skirting
QSVSK(-)
2400 x 12 x 58 mm

Standard skirting that matches the colour of your floor. The included plugs are available separately too (NEPLUG). Easy to install with One4All Glue. Also available in a white, paintable version (QSSKPAINT).

PAINTABLE SKIRTINGS

Paintable scotia
QSSCOTPAINT
2400 x 17 x 17 mm

Paintable scotia that can be left white as well. Easy to install with One4All Glue. Not suitable for damp rooms - check out our range of waterproof skirtings.

Paintable standard skirting
QSSKPAINT
2400 x 12 x 58 mm

Paintable skirting that can be left white as well. Use the included plugs to connect skirtings, even in corners. The included plugs are available separately too (NEPLUG). Easy to install with One4All Glue. Not suitable for damp rooms - check out our range of waterproof skirtings.

Paintable parquet skirting
QSPSKRPAINT
2400 x 14 x 77 mm

Paintable skirting with space to hide cables. Use NEPLUG plugs (not included) to connect skirtings, even in corners. Easy to install with One4All Glue or Track. Not suitable for damp rooms - check out our range of waterproof skirtings.

Paintable cover skirting
QSISKRCOVER
2400 x 16 x 129 mm

Paintable skirting to put over an existing one - ideal for renovations. Adjustable to 4 heights between 68 and 129 mm. Can be left white as well. Easy to install with One4All Glue. Not suitable for damp rooms - check out our range of waterproof skirtings.

Paintable ovolo skirting
QSISKRWHITE
2400 x 16 x 160 mm

Paintable skirting that can be used in two shapes for more decorative freedom. Adjustable to 5 heights between 25 and 134 mm - use the supplied Incizo knife. Can be left white as well. Easy to install with One4All Glue. Not suitable for damp rooms - check out our range of waterproof skirtings.

SHAPE 1

SHAPE 2

Paintable ogee skirting
QSISKROGEE
2400 x 16 x 160 mm

Paintable skirting that can be used in two shapes to add a specific character to your interior. Adjustable to 4 heights between 20 and 139 mm - use the supplied Incizo knife. Can be left white as well. Easy to install with One4All Glue. Not suitable for damp rooms - check out our range of waterproof skirtings.

SHAPE 1

SHAPE 2

Paintable small skirting
QSPSKR4PAINT
2400 x 14 x 40 mm

Paintable skirting that can be left white as well. Also available in a flexible version (QSFLEXSKR) to finish your entire space in the same style. Easy to install with One4All Glue. Not suitable for damp rooms - check out our range of waterproof skirtings.

WATERPROOF PAINTABLE SKIRTINGS

Paintable waterproof scotia
QSHSCOTPAINT
2400 x 20 x 30 mm

Paintable, 100%-recyclable polystyrene scotia that can be left white as well. Easy to install with One4All Glue.

Paintable waterproof skirting - small
QSHSK38PAINT
2400 x 13 x 38 mm

Small, paintable, 100%-recyclable polystyrene skirting that can be left white as well. Easy to install with One4All Glue.

Paintable waterproof skirting - medium
QSHSK58PAINT
2400 x 13 x 58 mm

Medium, paintable, 100%-recyclable polystyrene skirting that can be left white as well. Easy to install with One4All Glue.

Paintable waterproof skirting - large
QSHSK80PAINT
2400 x 15 x 80 mm

Large, paintable, 100%-recyclable polystyrene skirting that can be left white as well. Easy to install with One4All Glue.

Paintable waterproof flexible skirting
QSFLEXSKR
14 x 40 mm

Flexible, paintable skirting made of foamed PVC that can be cut to your desired length. Ideal to finish pillars or curved walls. Easy to install with contact glue.

INSTALLATION TOOLS FOR SKIRTINGS

One4All Glue
QSGLUE290
290 ml

Multi-purpose glue that ensures adhesion to all materials and substrates. Average usage: 1 tube for 15 m of skirtings.

Plugs
NEPLUG

Connection pieces for standard skirting and parquet skirting. One package contains 24 connections for inside and outside corners + 24 connections for straight stretches.

COLOUR-MATCHED PROFILES

Incizo profile - Click/Click+
QSVINCP(-)
2000 x 45 x 8 mm

Multifunctional finishing tool to finish your Click/Click+ floor and stairs in matching colours. Simply cut the Incizo basic profile to the desired shape with the supplied Incizo knife. Patent pending. Contains 1 Incizo profile, 1 Incizo knife and 1 plastic rail.

APPLICATION 1
Connect two floors of different heights.

APPLICATION 2
Connect two floors of the same height.

APPLICATION 3
Finish your floor along walls or windows. Cut in half to cover twice the distance with one profile.



APPLICATION 4
Create a nice transition between your Vinyl Flex floor and other flooring types or finish along sliding doors.



Incizo profile / Incizo aluminium subprofile for stairs - Click/Click+
QSVINCP(-) / NEVINCPBASE1
2000 x 45 x 8 mm /
2000 x 33 x 17 mm

The Incizo profile also allows you to finish your Click/Click+ stairs and steps in the flooring design of your choice. For this application, you need the Incizo profile and an aluminium subprofile. Subprofile to be ordered separately.

APPLICATION 5
Finish your stairs and steps.

ALUMINIUM FINISHING PROFILES

Vinyl expansion profile
NEVREXPSILV
2000 x 32.5 x 7.5 mm

To connect two floors of the same height. Available in silver.

Vinyl adapter profile
NEVRADPSILV
2000 x 31 x 8.5 mm

To connect two floors of different heights. Available in silver.

Vinyl end profile
NEVRENPSILV
2000 x 24 x 8.5 mm

To finish your floor along walls, windows or carpets. Available in silver.

Multifunctional profile
QSPRSILV
1860 x 47 x 16 mm

To connect two floors of the same height or with a height difference of up to 12.3 mm. Available in silver.

METAL FINISHING PROFILES FOR STAIRS

Stair profile inside corner - Glue+

QSVSTPINGLUE

2000 x 25 x 25 mm

Compatible with Quick-Step Vinyl Flex Glue+ floors.

Stair profile outside corner - Glue+

QSVSTPGLUE

2000 x 26 x 40 mm

Compatible with Quick-Step Vinyl Flex Glue+ floors.

Stair profile - Click/Click+

QSVSTPCLICK

2000 x 15 x 30 mm

Compatible with Quick-Step Vinyl Flex Click and Click+ floors.

FINISHING TOOLS

Coloured kit
QSKIT(-)
310 ml

This elastic, acrylic-based paste is the ideal solution to fill joints between skirtings and walls. Also ideal for all Quick-Step joints that can't be finished with skirtings, profiles or pipe covers. Available in matching colours.
Average usage: 1 tube for 15 m angle joints.

Hydrokit
QSKITTRANSP
310 ml

Transparent silicone to seal small joints where no expansion gap is needed.
Average use: 1 tube for 25 m angle joints.

Pipe covers
QSRCINOX15 / QSRCINOX22
2 pcs/pack

Stainless steel covers to nicely finish pipes and heating elements. Available in inside diameter sizes of 15 and 22 mm. Do not glue the covers to the floor, but install them floating.

MAINTENANCE

Cleaning product 2.5 L
QSCLEANING2500
2.5 L

Cleaning product specifically developed for Quick-Step floors. Cleanses the surface thoroughly and safeguards its original appearance to maximise that 'new floor' experience.
Average usage: 2.5 L for 37 cleaning sessions.

Cleaning product 1 L
QSCLEANING1000
1 L

Cleaning product specifically developed for Quick-Step floors. Cleanses the surface thoroughly and safeguards its original appearance to maximise that 'new floor' experience.
Average usage: 1 L for 15 cleaning sessions.

Cleaning kit
QSSPRAYKIT

Mop holder with refillable water tank and handy lever to easily moisten and mop your floor. Also includes a washable microfibre mop and 1 L of Quick-Step Cleaning product. A sustainable choice to clean your floor.



Cleaning mop
QSSPRAYMOP

Microfibre mop washable up to 60 °C.
Compatible with the Quick-Step Cleaning kit.

Repair kit
QSREPAIR

Kit to easily repair light damage and renew the original colour of your floor. Find detailed instructions at quickstep.com.